How to draw an airplane

5 easy steps · ages 3-8 · trace each new line, then draw it again by yourself in the box below

Draw Along
drawalong.art/paper
scan to get the app

1



Draw the long body

2



Draw the big wing

3



Draw the tall tail fin

4



Draw the small back wing

5

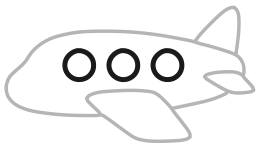

Draw three round windows

Your turn!

© Draw Along · drawalong.art · for personal and classroom use

Color the airplane!

Finished drawing — color it in, or trace it with a crayon

Draw Along
drawalong.art/paper
scan to get the app

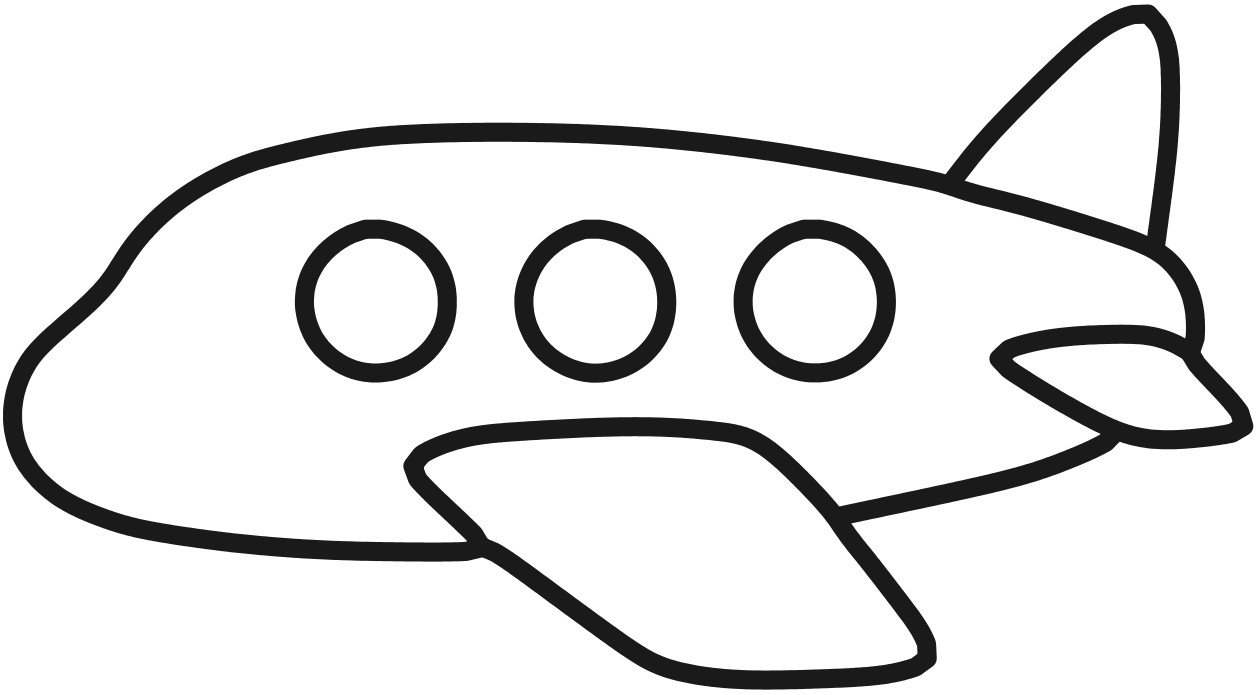

© Draw Along · drawalong.art · for personal and classroom use