How to draw a chick

5 easy steps · ages 3-8 · trace each new line, then draw it again by yourself in the box below

Draw Along
drawalong.art/paper
scan to get the app

1



Draw the round body

2

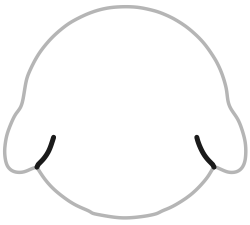

Draw the wing lines

3



Draw two round eyes

4



Draw the pointy beak

5



Draw the thin legs

Your turn!

© Draw Along · drawalong.art · for personal and classroom use

Color the chick!

Finished drawing — color it in, or trace it with a crayon

Draw Along
drawalong.art/paper
scan to get the app



© Draw Along · drawalong.art · for personal and classroom use