How to draw a fish

5 easy steps · ages 3-8 · trace each new line, then draw it again by yourself in the box below

Draw Along
drawalong.art/paper
scan to get the app

1

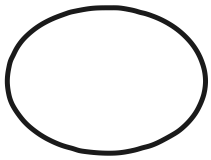

Draw a round oval body

2

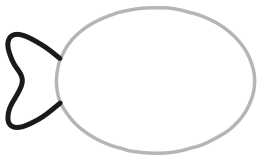

Draw a heart-shaped tail

3

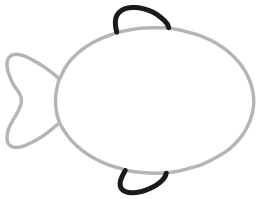

Draw the top and bottom fins

4

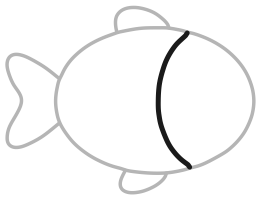

Draw the face curve

5



Draw the eye and a smiley mouth

Your turn!

© Draw Along · drawalong.art · for personal and classroom use

Color the fish!

Finished drawing — color it in, or trace it with a crayon

Draw Along
drawalong.art/paper
scan to get the app



© Draw Along · drawalong.art · for personal and classroom use