How to draw a mermaid

7 easy steps · ages 3-8 · trace each new line, then draw it again by yourself in the box below

Draw Along
drawalong.art/paper
scan to get the app

1



Draw the long flowing hair

2



Draw the face and bangs

3



Draw the eyes and smile

4



Draw the neckline

5



Draw the arms

6



Draw the waist and tail

7



Draw the tail fin

Your turn!

© Draw Along · drawalong.art · for personal and classroom use

Color the mermaid!

Finished drawing — color it in, or trace it with a crayon

Draw Along
drawalong.art/paper
scan to get the app



© Draw Along · drawalong.art · for personal and classroom use